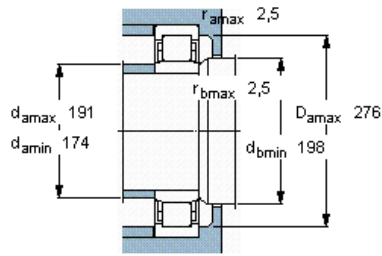
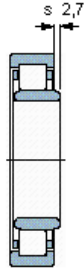
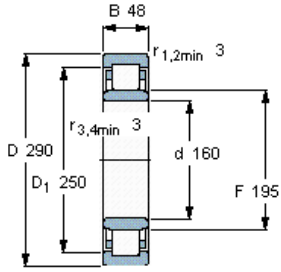
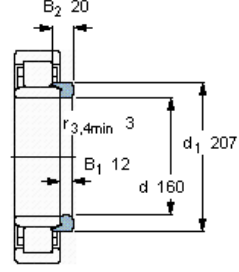


Cylindrical roller bearings, single row

Principal dimensions			Basic load ratings		Designation	Angle ring
d	D	B	dynamic C	static C0	<b>* SKF Explorer bearing</b>	Designation
mm			kN		-	-
<b>160</b>	290	48	585	680	NU 232 ECML *	HJ 232 EC



**Calculation factors**  
 $k_r$  0,15  
 $e$  0,2     $\gamma$  0



HJ 232 EC  
 Mass kg 1,50